

MOTION ESTIMATION AND CONVOLUTIONAL CODING FOR VIDEO STREAMING OVER WIRELESS CHANNELS

SALAH A. ALIESAWI, SALAH S. MUSTAFA, SAEED A. GATHBAN

Department of Computer Science, College of Computer Science and Information Technology,
University of Anbar, Iraq

E-mail: salaheng1996@gmail.com, dr salah_rawi@yahoo.com, saeedkareem1978@gmail.com

ABSTRACT

In this paper, a source and channel coding scheme is proposed for lossy video transmission over wireless channels. The source coding is used to reduce the redundancy so that the bit streams/video can be stored or sent efficiently over a network. The block-Matching (BM) with Quintet Search (QS) algorithm for motion estimation (ME) uses as a source coding or video compression technique. In the new QS algorithm, the number of searching points is reduced to five points instead of eight points in standard algorithm. The channel/convolutional coding (CC) adds useful redundancy to combat channel effects of the wireless environments and improve the system performance. The results of compression using different searching algorithms and different settings of the H.261 encoder parameters are computed for different videos with 176×144 dimension to select the proper settings that can be applied to the input video streams being transmitted over wireless links. The results show that the proposed system can produce a balance between the compression performance and preserving the video quality in video conference applications. Further, the performance of coded systems over additive white Gaussian Noise (AWGN) channels is also computed and compared with the system without channel coding.

Keywords: *Block-Matching, Motion Estimation, Convolutional Coding, Video Transmission.*

1. INTRODUCTION

The rapid developments in computing technology, data compression, and high bandwidth networks, have made it viable to design wireless communication systems for multimedia services, such as video streaming over the Internet, and multimedia messaging services, over wireless channels. The Internet does not offer satisfactory quality of service for multimedia transmission as the automatic repeat request (ARQ) in Internet transport protocol (TCP) may be shattering for multimedia streams due to their stringent delay requirements. On the other hands, the services with wireless mobile channels are even more inferior. Thus, it is a challenging task to design efficient transmission systems that can operate in such bandwidth-limited and unreliable noisy transmission environments [1-3]. To deal with these challenges, not only the video needs to be compressed efficiently, but also the transmission scheme needs to provide some error protection to deal with such wireless channels.

Multimedia data such as videos has also time constraints, where its transmission should be processed in real-time and must be played out continuously. Thus, compression is utilized to reduce the size of multimedia transmitted over the wireless channels to increase and improve the performance of such transmission systems. Compression discards the redundancies present in video using codecs that include the original video codec and make it suitable for the transmission and storage operations. The later step is the decoding process and return the video to the original state for playback and display. In [4], a new video coding scheme known as H.264 is proposed for video signal compression. The scheme is based on discrete cosine transform (DCT) and wavelet and allows best video compression rates without compromising in image quality. Video codec for video conferencing applications, is proposed in [5] and the algorithm is similar to the standard JPEG. In [6], a scalable video coding (SVC) is proposed for video transmission using orthogonal frequency division multiple Access (OFDM) systems. The system have demonstrated performance

improvement and reliable transmission in compared to a single carrier system. The optimal resource allocation scheme for H.264/SVC video transmission using OFDM is also proposed in [7] for cognitive radio (CR) networks. The scheme adopts a new probabilistic method to mitigate the imposed interference by cognitive users.

In [8], the researchers proposed uncoded video transmission system for multiuser wireless networks. The channel effects with different conditions are studied and the system has good resource allocation performance in compared with the traditional allocation algorithms. However, to reduce the error in the process of transmitted video and receiving data, there are several techniques, such as channel coding and modulation techniques, can be applied to reconstruct the original transmitted data and improve bit error rate (BER). Error correction code such as convolutional codes (CC), Reed-Solomon codes, Turbo codes have been applied such as [1,9,10], to avoid the multipath channel effects that causes extensive ghosting of the transmission. This ghosting causes inter symbol interference (ISI), blurring the time domain signal [9-13].

In this paper, a system for video transmission over noisy wireless channels is proposed by combining source coding and convolutional coding to deal effectively with errors due to channel effects and save transmission bandwidth. For source coding, the block matching (BM) algorithm for motion estimation (ME) is used as a powerful technique for high compression ratio (CR) [14,15]. The main approach of ME with new QS algorithm, is used to reduce computational complexity by reducing the searching points and redundancy present in the transmitted video. The rest of the paper is organized as follows: Section 2 presents the proposed video transmission system models with the source and channel coding. Section 3 presents the simulation environment setting, performance evaluation of source coding algorithm and transmission system using three different streaming videos and case studies (Video conferencing, Mobile networks). Finally, conclusions are drawn in Section 4.

2. VIDEO TRANSMISSION SYSTEM

The proposed transmission system models are shown in Fig.1. The video is inserted after being divided into a total frame size of (144 × 176). The frame size (144 × 176) is generally used in video conferencing or mobile video with model Quarter

Common Intermediate Format (QCIF). It is commonly used in video compression format standard H.261/H.263 encoder/decoder. The source encoder carries out redundancy reduction coding for video streams and convert them into binary array of two dimensions to facilitate the transmission process. In figure 1 (b), the output stream is encoded by channel/convolutional coding, and modulated one by one, while in figure 1 (a), the output stream is only modulated by binary phase shift keying (BPSK) or QAM constellations. H.261/ H.263 acts as an inner code while channel coding acts as an outer code. Then, the stream can be transmitted over the wireless channels [15].

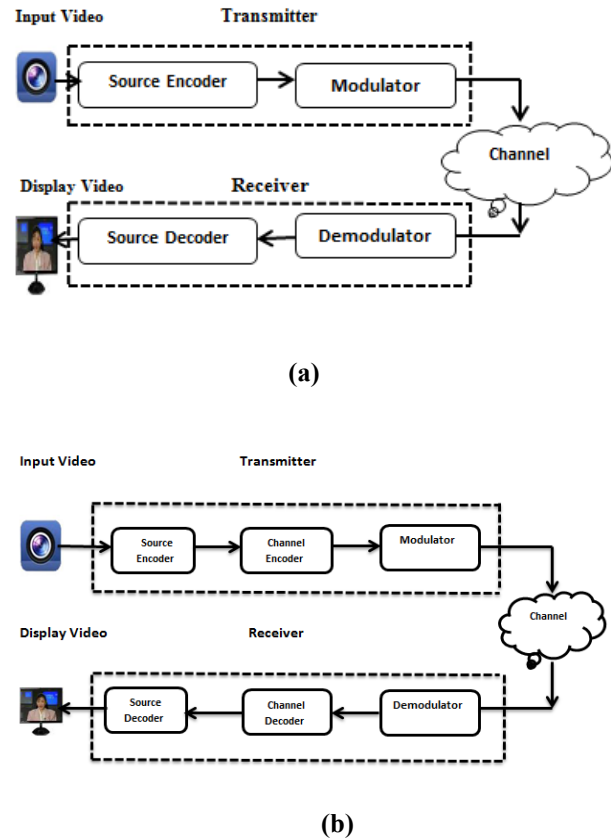


Figure 1: Block Diagram Of The Proposed Video Transmission (A) Uncoded System And (B) Coded System.

The wireless channel adds AWGN noise to the output signal samples x of BPSK modulation after it suffers from Rayleigh Fading. Thus, the received signal r can be written as:

$$r = hx + n; \tag{1}$$

where n represents the AWGN samples with zero mean and unit variance and h is the channel fading coefficients of the physical propagation paths with zero mean and unit variance. For a simple AWGN channel without fading, the received signal is represented as [12,15,16].

$$r = x+n; \quad (2)$$

In the receiver side, the inverse operation occurs. The received signal r is demodulated and converted from waveforms to digital signal. The BPSK demodulation restore the data and change the information from $(-1, 1)$ to $(0, 1)$. In figure 1 (b), Viterbi decoder is utilized to correct transmission errors using the protection bits inserted by the convolutional encoder and reconstruct the original form of bit stream. Then, bit streams are sent into H.261/H.263 decoder to reconstruct the transmitted video. A short description of the proposed video transmission system is listed below:

Step 1: Divide the uncompressed video into no of frames.

Step 2: Source encoding is used to transform the video streaming into its corresponding information (2-D) bits and reduce redundancy using H.261 with Quintet searching algorithm.

Step 3: Encode the compressed information 1-D bits using convolutional encoder with specified generator matrix and bit rate (R).

Step 4: The encoded information bits are then modulated to convert the binary bits $(0, 1)$ into $(-1, 1)$.

Step 5: Introduce noise to simulate wireless channel errors using equation (2). The signals are assumed transmitted over an AWGN channel.

Step 6: The reverse operations (demodulation, channel and source decoding) are performed at the receiver side, to decode the received sequences of information bits and retrieve the transmitted video streaming.

Step 7: Count the number of bits errors by comparing the decoded bit sequences with the original one, and calculate the bit error rate (BER) as a function of signal to noise ratio (SNR).

2.1 Convolutional Encoding/ Decoding

The application of error correction codes is suitable where retransmissions are relatively costly or impossible. In general, channel coding is a model of introducing the controlled redundancy into transmitted binary data stream in order to improve the reliability of transmission. In convolution encoder, k data bits may be shifted into the register at once, and n code bits generated. The sliding window moved block through block along the input stream, and then can determine the output of the encoder.

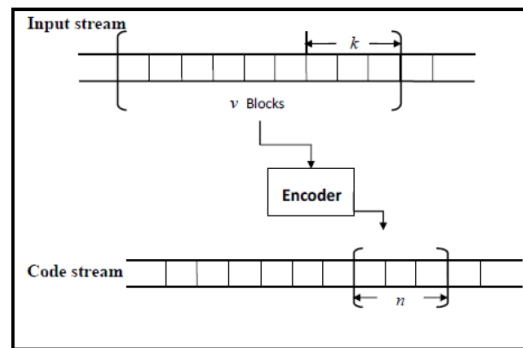


Figure 2: Code Structure of General Convolutional Codes.

However, the blocks include k symbols, then output symbols are not only created from the current block but also from the previous $v-1$ blocks. The v which is known as the constraint length of this code is actually 1 plus the length of the longest shift register delay line in the encoder. The convolutional code $R = k/n$ could be described as a (n, k, v) code in figure 2, with the generator polynomial g that distinguishes the encoder connections. The used Viterbi decoding algorithm in receiver side, has the ability to detect and correct a limited number of errors without needing a reverse channel to request retransmission of data [17].

2.2 Source Video Coding

The input video has lots of redundancy i.e. spatial redundancy and temporal redundancy. Video compression is a practical implementation of source coding that uses coding techniques to reduce such redundancy. Most compression algorithms combine temporal motion compensation and spatial image compression, and the inverse process is called decompress/decoding. The ME scheme with

BM algorithm is typically used to find the better motion vector (MV) and reduce temporal redundancy. The approach is successfully adopted by video coding standards such as H.261, H.263, MPEG-1, MPEG-2 and MPEG-4 [9]. Fast BM algorithms have been proposed such as three-step search (TSS), new three-step search (NTSS), four-step search (4SS), and diamond Search (DS), to reduce the computational complexity [14-16]. The Quintet search a (QS) lgorithm proposed in [18] is used in this work. It is similar to the 3SS with five searching points in the beginning and different searching window. The video streaming converts into number of frames with RGB models, which is generally require more space than the other color models. Thus, these frames are converted into YCbCr color space, where Y is the luminance component and CbCr are the chrominance component. The algorithm flowchart is shown in figure 3, and it operates on groups of neighboring pixels or macroblocks with (16×16) . These blocks of pixels are compared from one frame to the next, and the codec sends only the differences within those pixels and develops a motion vector (MV), which specifies the movement of a macroblock from one location to another. Figure 4 represents the searching process. In video streaming with more motion, the algorithm should encode more data to keep up with the larger number of pixels that are changing [16]. Then, the compression of various processes is done and gets the CR, and PSNR. In the absence of match, the search process stops. The steps of QS algorithm can be listed as:

Step 1: Input the original uncompressed video and divide it into no of frames.

Step 2: Arrange the video streaming in groups of frames and select reference frame and the next frame.

Step 3: Apply BM motion estimation algorithm with QS algorithm.

Step 4: Start the search location with center $(0, 0)$, and select parameter $p=7$, step size $S=4$.

Step 5: Select the searching range (8 locations $\pm S$ pixels).

Step 6: Choose a location from (5) locations depending on the min cost.

Step 7: Calculate the new step size, $S = S/2$.

Step 8: If $(S=1)$ occur then stop search. If not points and continue the process until the desired result obtains.

Step 9: Find motion vector (MV) and apply coding MV.

Step 10: Finally, evaluate CR and PSNR.

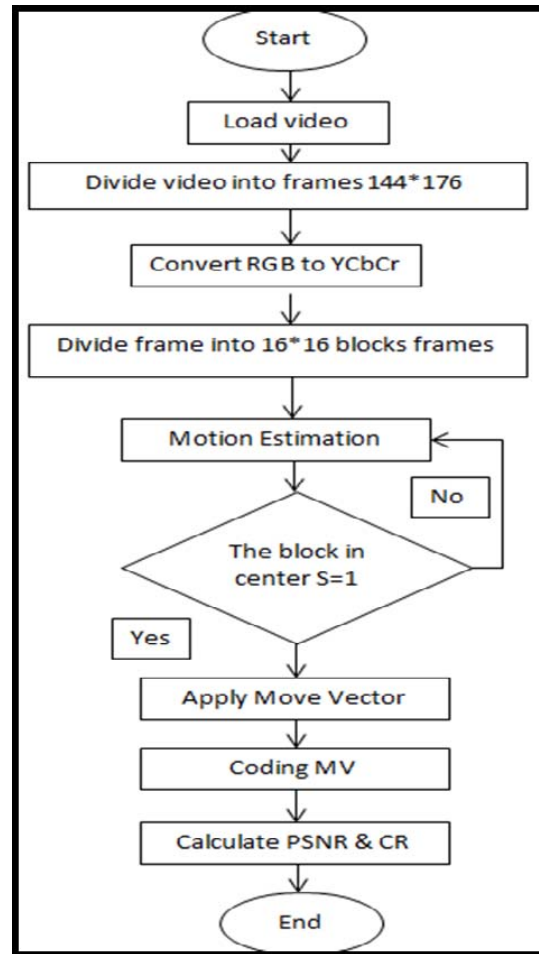


Figure 3: The Block diagram of the QS algorithm in ME Technique

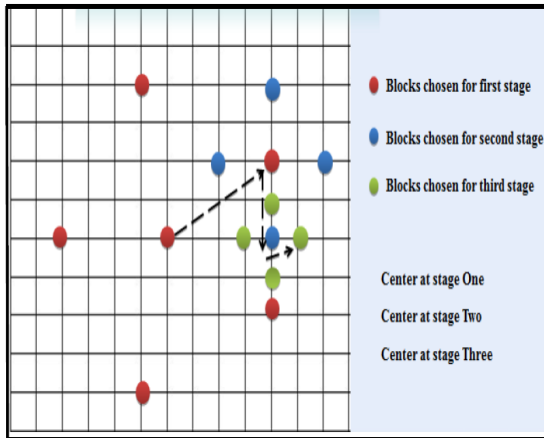


Figure 4. Searching Process In QS Algorithm

3. SIMULATION RESULT AND DISCUSSION

3.1 Simulation Environment & Encoder Parameters

The three uncompressed video streams of (144 × 176) frame resolution in figure 5 have been used in the work. Two videos are standards and one video is a camera recording within the room and with specifications dedicated to video conferencing. The video sequences include a wide range of low to high motion activities. The simulation is carried out by changing the source encoding parameters, which have greater impact on the encoded bit rate and video quality. In this work, 20 frames of each video sequence in YCbCr format are taken to perform simulations.



Figure 5: The First Frame Of The Three (Forman, Akiyo, Mohand) Tested Videos.

3.2 Performance Evaluation of H.261/Video Compression

In this section, different settings of the H.261 encoder parameters are applied and the performance of encoding algorithm using CR, PSNR and processing times is calculated to select the proper settings that can be applied to the input video streams being transmitted over wireless links.

The encoder parameters that have higher influence on video quality are selected as encoder controlling parameters. These are: the group of pictures (GOP) length and the quantization parameter (QP) of I, P and B pictures. The GOP contributes both in data compression and quality enhancement, while the quantization parameters manage the bit rate and the decoded video quality. Further, the QP specifies the number of quantization steps and has significant control over the CR. In this section, the GOP for various video characteristics are investigated in Tables 1-3, where few frames in a group are selected as I-picture to get higher coding efficiency. If the GOP length is high, selection of QP of I-pictures does not provide significant contribution on CR. However, the video quality depends on the appropriate selection of such parameters. Further, the transmitted data rate can be reduced by selecting appropriate video compression standards.

Table 1: Source Encoding Performance Of Forman Video Streaming.

Frame Number	GOP = 6 Threshold=4		Time		GOP = 15 Threshold=4		Time	
	CR	PSNR	Coding	Decoding	CR	PSNR	Coding	Decoding
1	1:15.69	32.81	00.3531	00.3277	1:15.69	32.81	00.3220	00.3294
2	1:27.85	30.87	00.1818	00.1860	1:27.85	30.87	00.1908	00.1941
3	1:29.65	29.24	00.1744	00.1749	1:29.65	29.24	00.1832	00.1751
4	1:34.71	29.02	00.1795	00.1504	1:34.71	29.02	00.1775	00.1506
5	1:33.27	29.00	00.1790	00.1663	1:33.27	29.00	00.1548	00.1557
6	1:31.27	29.12	00.1668	00.1691	1:31.27	29.12	00.1680	00.1688
7	1:15.61	32.61	00.3321	00.3399	1:36.87	28.74	00.1440	00.1402
8	1:32.31	32.67	00.1551	00.1568	1:30.77	28.46	00.1645	00.1659
9	1:30.09	31.55	00.1741	00.1748	1:32.23	28.4	00.1609	00.1620
10	1:29.74	29.46	00.1978	00.1725	1:28.45	27.9	00.1884	00.1903
11	1:28.62	27.55	00.1860	00.1872	1:28.87	26.85	00.1758	00.1748
12	1:29.36	26.01	00.1735	00.1750	1:31.78	32.2	00.1700	00.1791
13	1:15.8	32.62	00.3151	00.3281	1:41.64	31.48	00.1308	00.1311
14	1:37.42	33.32	00.1362	00.1371	1:41.86	31.52	00.1210	00.1230
15	1:33.02	32.4	00.1758	00.1535	1:31.02	32.05	00.1604	00.1619
16	1:32.09	30.84	00.3605	00.3278	1:31.9	32.08	00.3262	00.3389
17	1:30.38	29.07	00.1716	00.1454	1:33.19	32.35	00.1449	00.1529
18	1:31.41	28.15	00.2075	00.1662	1:30.69	31.17	00.1632	00.1659
19	1:15.76	32.83	00.3597	00.3282	1:30.57	29.75	00.1638	00.1658
20	1:31.43	32.20	00.1592	00.1662	1:26.91	28.06	00.2257	00.2068
AV	1:28.27	32.626	0.20241	0.20240	1:30.61	28.876	0.18164	0.18168

Table 2: Source Encoding Performance Of Akiyo Video Streaming

Frame Number	GOP = 5 Threshold=2		Time		GOP = 5 Threshold=10		Time	
	CR	PSNR	Coding	Decoding	CR	PSNR	Coding	Decoding
1	1:17.22	32.8	00.4512	00.3565	1:17.22	32.8	00.3326	00.3438
2	1:37.08	31.37	00.2132	00.1957	1:770.53	32.6	00.0471	00.0497
3	1:36.26	31.32	00.1623	00.1909	1:734.19	32.4	00.0667	00.0449
4	1:36.25	31.3	00.1961	00.1741	1:312.55	32.49	00.0516	00.0519
5	1:36.13	31.27	00.2038	00.1858	1:444.71	32.31	00.0490	00.0491
6	1:17.14	32.66	00.3886	00.3417	1:17.14	32.66	00.3346	00.3438
7	1:36.13	31.2	00.1670	00.1788	1:741.18	32.59	00.0473	00.0485
8	1:35.85	31.14	00.1613	00.1642	1:748.31	32.39	00.0455	00.0454
9	1:35.9	31.11	00.1763	00.1674	1:432.36	32.06	00.0485	00.0486
10	1:36.11	31.18	00.1562	00.1605	1:256.84	31.57	00.0548	00.0549
11	1:17.12	32.87	00.3668	00.3504	1:17.12	32.87	00.3188	00.3341
12	1:34.07	31.4	00.2204	00.1774	1:741.18	32	00.0491	00.0481
13	1:35.57	31.36	00.1951	00.1721	1:466.01	31.19	00.0516	00.0512
14	1:35.44	31.27	00.2042	00.1617	1:157.54	30.76	00.0983	00.0645
15	1:35.8	31.19	00.2031	00.1669	1:205.34	30.54	00.0593	00.0579
16	1:17.4	32.77	00.3546	00.3434	1:17.4	32.77	00.3191	00.3321
17	1:36.52	31.5	00.1964	00.1555	1:3705.9	32.62	00.0424	00.0420
18	1:36.61	31.53	00.2016	00.1558	1:819.2	32.42	00.0464	00.0497
19	1:36.92	31.53	00.1527	00.1634	1:315.08	32.05	00.0515	00.0518
20	1:36.57	31.52	00.2026	00.1645	1:241.69	31.81	00.0550	00.0549
AV	1:32.30	31.6145	0.22867	0.20633	1:55.807	32.145	0.10846	0.108345

Table3: Source Encoding Performance Of Mohand Video Streaming

Frame Number	GOP = 4 Threshold=3		Time		GOP = 6 Threshold=3		Time	
	CR	PSNR	Coding	Decoding	CR	PSNR	Coding	Decoding
1	1:12.93	29.3	00.3206	00.3333	1:12.93	29.3	00.3140	00.3344
2	1:16.79	28.45	00.2494	00.2552	1:16.79	28.45	00.2321	00.2375
3	1:16.42	26.43	00.2404	00.2494	1:16.42	26.43	00.2404	00.2435
4	1:18.22	26.43	00.2144	00.2303	1:18.22	26.43	00.2114	00.2160
5	1:13.66	29.87	00.3343	00.3499	1:16.26	23.4	00.2444	00.2484
6	1:16.14	23.02	00.2590	00.2690	1:16.22	28.46	00.2469	00.2478
7	1:16.27	28.85	00.2531	00.2692	1:13.76	29.8	00.3124	00.3332
8	1:16.53	27.62	00.2423	00.2472	1:16.69	27.05	00.2501	00.2535
9	1:13.55	29.67	00.3130	00.3480	1:18.46	27.05	00.2111	00.2165
10	1:21.1	29.75	00.1879	00.1972	1:18.46	27.05	00.2183	00.2295
11	1:16.13	23.38	00.2393	00.2497	1:16.12	22.78	00.2444	00.2439
12	1:15.9	24.45	00.2526	00.2699	1:15.9	23.46	00.2468	00.2528
13	1:13.06	29.26	00.3220	00.3490	1:13.06	29.26	00.3135	00.3270
14	1:16.4	26.49	00.2357	00.2444	1:16.4	26.49	00.2388	00.2480
15	1:16.31	23.81	00.2489	00.2617	1:16.31	23.81	00.2583	00.2631
16	1:15.62	27.22	00.2623	00.2700	1:15.62	27.22	00.2638	00.2722
17	1:13.01	29.38	00.3196	00.3279	1:16.51	26.31	00.2374	00.2575
18	1:16.17	25.93	00.2537	00.2580	1:16.29	28.43	00.2516	00.2669
19	1:16.35	27.33	00.2384	00.2421	1:13.04	29.38	00.3370	00.3356
20	1:17.89	27.33	00.2164	00.2312	1:18.49	29.13	00.2128	00.2256
AV	1:15.92	27.198	0.260165	0.27263	1:16.09	26.98	0.25427	0.26264

3.3 Comparison with Other Algorithms

The results of BM for ME with QS algorithm are also compared with the technique using other different searching algorithms, such as seven search and Hexagonal search as in Table 4. The proposed algorithm was better than others in the average CR and PSNR values. Further, the proposed algorithm outperforms the others in terms of quality of the output frames.

Table 4: Performance Comparison With Other Algorithms Of Akiyo Video Streaming.

Frame Number	Quintet search		Seven search		Hexagonal Search	
	GOP = 3 Threshold=4		GOP = 3 Threshold=4		GOP = 3 Threshold=4	
	CR	PSNR	CR	PSNR	CR	PSNR
1	1:15.69	32.81	1:15.69	32.81	1:15.69	32.81
2	1:27.85	30.87	1:25.44	30.95	1:29.04	30.82
3	1:29.65	29.26	1:24.65	29.4	1:29.73	29.24
4	1:15.54	32.87	1:28.49	29.19	1:15.54	32.87
5	1:31.9	32.16	1:15.8	32.9	1:31.9	32.16
6	1:30.22	30.18	1:25.72	32.41	1:30.59	30.17
7	1:15.61	32.61	1:28.25	31.03	1:15.61	32.61
8	1:32.31	32.67	1:25.64	30.02	1:32.31	32.67
9	1:30.09	31.55	1:15.78	32.89	1:31.23	31.46
10	1:15.77	32.93	1:25.41	32.46	1:14.77	32.93
11	1:30.52	32.23	1:25.47	30.16	1:30.57	32.23
12	1:30.41	30.01	1:25.12	28.28	1:31.58	29.99
13	1:15.8	32.62	1:15.8	32.62	1:15.4	32.62
14	1:37.42	33.32	1:31.18	33.48	1:37.32	33.32
15	1:33.02	32.47	1:28.2	32.64	1:33.17	32.43
16	1:15.7	32.87	1:26.51	31.24	1:15.7	32.87
17	1:34.98	32.53	1:15.62	32.67	1:34.88	32.54
18	1:30.41	31.17	1:26.93	32.76	1:30.93	31.21
19	1:15.76	32.83	1:27.57	31.26	1:15.76	32.83
20	1:31.43	32.2	1:24.37	29.27	1:31.23	32.2
AV	1:26.004	32.0035	1:23.882	31.442	1:24.235	31.900

3.3 Performance Evaluation using AWGN Channel

For three sequences, the bit streams of encoded frames are transmitted assuming the ideal synchronization between the receiver and the transmitter. BPSK modulation with less power is used and the noise environment is considered AWGN channels. Simulations have been conducted for different signal to noise ratio (SNR), and BER characterizes the associated performance degradation of the transmission systems.

The performance of coded system is compared with the respective uncoded system under the same channel. Figures 6-8 show the performance of video transmission system of the three different (Forman, Akiyo, Mohand) videos. In these figures, it is seen that, the BER is inversely proportional to the SNR values. AWGN gives a desirable gain for higher values of SNR. High video quality at the receiving end can also be achieved by reducing the BER of the transmission channel.

To improve the performance of this system, CC with $R= 1/2$ and a constraint length of 7 is used to achieve desire BER and to transmit digital videos through wireless channels. In all simulation, it is observed that the coded system demonstrates better BER in contrast to others.

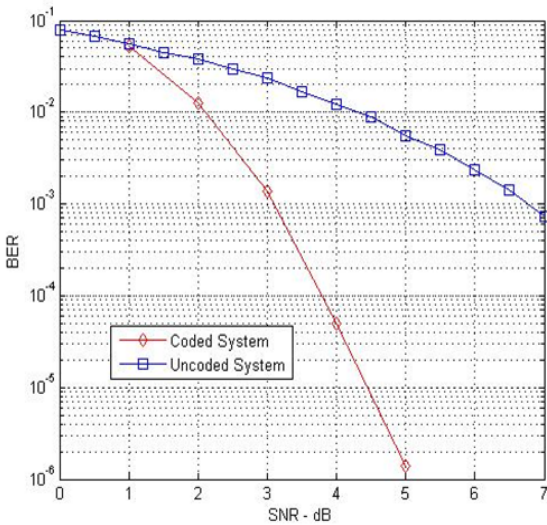


Figure 6: Performance Of The Proposed Transmission Systems Of Forman Video Streaming.

4. CONCLUSIONS

In this paper, video transmission systems are proposed using source and channel coding over wireless channels. The proposed systems were tested using three different streaming videos and two different case studies (video conferencing and mobile networks). The simulation results of ME with QS algorithm are computed and were better than other algorithms in terms of CR and PSNR. Further, the video quality of such source algorithm depends on the appropriate selection of the GOP length and QP. The results have also shown that the compressed video stream is more susceptible to channel errors, the video quality and BER value are inversely related to the SNR values. Thus, CC is

used along with videos to minimize the effect of channel errors, and the performance is improved using CC in contrast to uncoded systems. However, future work combining source and channel coding with multiuser structures may help addressing the limitations of such techniques.

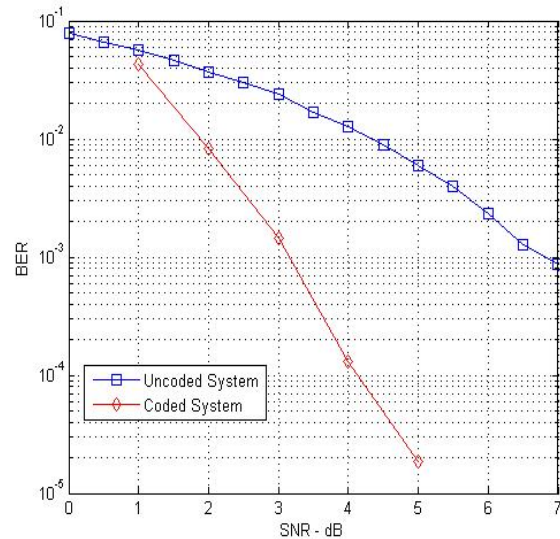


Figure 7: Performance Of The Proposed Transmission Systems Of Akiyo Video Streaming.

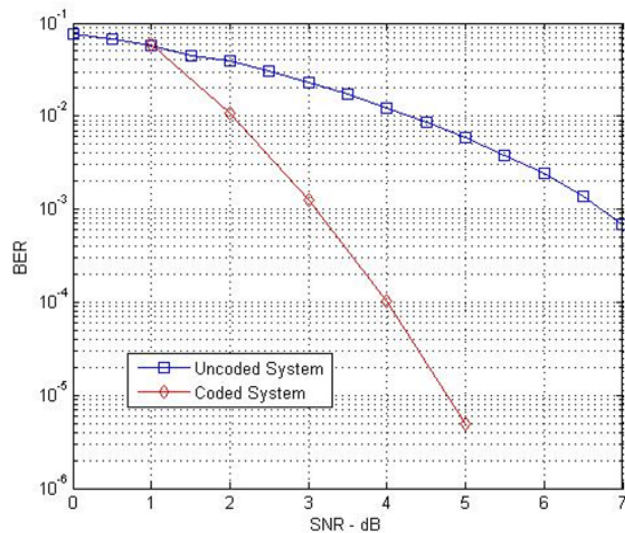


Figure 8: Performance Of The Proposed Transmission Systems Of Mohanad Video Streaming.

REFERENCES:

- [1] Y. Charfi, "Efficient Error Protection for Image and Video Transmission Over Noisy Channels", Ph. D. Thesis, Department of Computer Science & Information Science, University of Konstanz, May 2004.
- [2] Salah. A. Aliesawi and Maha. A. Rajab, "Joint Source-Channel Coding for Wireless Image Transmission based OFDM-IDMA Systems". *Iraqi Journal of Science*, 2015, Vol 56, No.2A, pp:1185-1197.
- [3] Kader, M. A., Ghani F., and Ahmad, R. B., "Image Transmission over Noisy Wireless Channels Using HQAM and Median Filter", *International Journal of Information and Electronics Engineering*, 2013, 3(5), pp: 529-532.
- [4] Charu Pandey, Satish Kumar, Rajinder Tiwari, "An Innovative Approach towards the Video Compression Methodology of the H.264 Codec: Using SPIHT Algorithms", *International Journal of Soft Computing and Engineering (IJSCE)*, 2012.
- [5] Ahmeed S. Farhan, "Enhanced Video Compression Scheme Using Shift Coding and Hexagonal Search Scheme", *M.S.C. Thesis, University of Anbar*, 2013.
- [6] D. Kim, T. Fujii, and K. Lee., "Method Allocation Method for OFDM System to Transmit SVC over Frequency Selective Channel", *Sixth Advanced International Conference on Telecommunications (AICT)*, Spain, 2010.
- [7] H. Saki, M.G. Martini and M. Shikh-Bahaei., "Multi-user Scalable Video transmission over Cognitive Radio Networks", *Cognitive Radio and Network Symposium, IEEE ICC*, 2015.
- [8] Dian Liu and lun Wu, "Uncoded Video Transmission in Multi-users Networks", *International Conference on Communications and Networking in China (China Com)*, 2015.
- [9] S. Aliesawi and Maha A. Rajab, "Joint Hybrid Compression Techniques and Convolutional Coding for Wireless Lossy Image Transmissions", *Iraqi Journal of Computer Communication and Control Systems Engineering (IJCCCE)*, Technology University, 2015.
- [10] Kumawat H. L., and Sharma S., "An Implementation of A Forward Error Correction Technique Using Convolutional Coding with Viterbi Decoding". *International Journal of Soft Computing and Engineering (IJSCE)*, 2012, 2(5), pp: 95-99.
- [11] Samia, Shimu, Khan A. Wahid and Anh Dinh, "Wireless transmission of HD video using H.264 compression over UWB channel", *Journal of Real-Time Image Processing*, Dec 2012, Vol. 7, No. 4, pp 233--246,
- [12] S. Aliesawi, C. Tsimenidis, B. Sharif, "Adaptive Implementation of Turbo Multi-User Detection Architectures", *Noor Publishing*, Feb. 2017.
- [13] R. Ahmed and J. N. Avaritsiotis, "The propagation parameters on RFID-localization accuracy," *2015 Science and Information Conference, London*, 2015, pp. 1435-1439.
- [14] Srinivas Bachu, et al, "A Review on Motion Estimation in Video Compression", *K L University, Hyderabad, Telangana, Dept. of ECE, India Spaces*, 2015.
- [15] R. K. Akotkar and S. B. Kasturiwala, "Hybrid approach for video compression using block matching motion estimation," *2016 World Conference on Futuristic Trends in Research and Innovation for Social Welfare (Startup Conclave), Coimbatore*, 2016, pp. 1-6.
- [16] Data Compression. Available at https://en.wikipedia.org/wiki/Data_compression (August 2017)
- [17] H. L. Kumawat, and S. Sharma, "An Implementation of A Forward Error Correction Technique Using Convolutional Coding with Viterbi Decoding", *International Journal of Soft Computing and Engineering (IJSCE)*, 2012, Vol. 2, Issue: 5, pp. 95-99.
- [18] Saeed A. Gathban, Salah A. Aliesawi and Salah S. Mustafa, "Block Matching for Motion Estimation using a new Search Algorithm", accepted for publication in *Journal of Engineering and Applied Sciences*, 2017